
























Featherlite Trailer Inspection and Service Intervals

Item	Service Required	Service Interval			
		Before each use	Every 3 months	Every 6 months	Every year
AXLE ATTACHMENT BOLTS					
	Check by Featherlite dealer				
BREAKAWAY BRAKES					
	Check operation				
Breakaway Battery	Fully charged, connections clean				
Breakaway Switch	Test operation, connections clean				
BRAKES, ALL TYPES					
	Check operation				
Shoes & Drums	Adjust if brakes are not self-adjusting	First 200 miles; Every 3,000 miles			
	Check for scoring and wear				
BRAKES, ELECTRIC					
Magnets	Inspect for wear & current draw	6 months or 6,000 miles			
Controller (in tow vehicle)	Check for correct amperage & modulation	6 months or 6,000 miles			
BRAKES, HYDRAULIC					
Master Cylinder	Check fluid level & replenish Check for leaks/sticking	12 months or 12,000 miles			
Brake Lines	Inspect for cracks, leaks & kinks	12 months or 12,000 miles			
Vacuum Actuated	Check gauge for proper vacuum of 18 in. HG				
Air Pressure Actuated	Inspect for cracks, leaks & kinks	12 months or 12,000 miles			
Electric Actuated	Verify operation/inspect	12 months or 12,000 miles			

Item	Service Required	Service Interval			
		Before each use	Every 3 months	Every 6 months	Every year
COUPLERS, BALLS, PINS					
Coupler & Hitch Ball	Check for cracks, pits, flats Replace with ball having GVW Grease Check locking device & replace when worn				
Gooseneck Ball	Check for cracks, pits, flats Replace with ball having GVW Grease Check locking device & replace when worn				
Fifth Wheel & Pin	Grease Replace when worn				
Jack, Drop Leg	Grease gears at top				
LIGHTS & SIGNALS					
	Check for proper operation Verify connection is clean & tight				
STRUCTURE					
Rubber Mats & Floor	Remove mats & wash both sides Wash floor				
Hinges, Doors & Dividers	Inspect Repair or replace damaged, worn or broken parts				
Frame Members	Inspect all frame members, bolts & rivets Repair or replace damaged, worn or broken parts				
Welds	Inspect all welds Repair as needed				
Slide-out	Clean dirt build-up Lubricate slides, shafts & gears				
Roof Vents	Clean dirt build-up Lubricate hinges				
Windows	Clean dirt build-up Lubricate window slides				

Item	Service Required	Service Interval			
		Before each use	Every 3 months	Every 6 months	Every year
TIRES					
	Check tire pressure when cold Inflate as needed				
	Rotate tires	Every 5,000 miles			
	Inspect treads & sidewalls thoroughly Replace tire when treads are worn or a sidewall has a bulge				
WHEELS					
Bearings (Hubs) Sealed	Check for free running/replace (not servicable)	Every 12,000 miles or one year			
Bearings (Hubs) Unsealed	Disassemble Inspect Assemble and repack	Every 12,000 miles or one year If immersed in water, replace bearing before next use			
Lug Bolts & Hub	Check & tighten	Check for tightness before every use Check torque after first 10, 25 & 50 miles, after any impact & at start of towing season			
Rims	Inspect for cracks & dents Replace as needed	After any impact or every year			